

Fast. Flexible. Drilling.

HE HOMAG

Our CNC Processing Centers
DRILLTEQ H-600

YOUR SOLUTION







DRILLTEQ H-600 – Drilling just for professionals.

Never before was our drilling competence packaged in such a clear, competent and innovative way. For years, the DRILLTEQ H-600 has impressed by speed and precision – in workpiece handling as well as in processing. Every drill is executed with an extreme repeat accuracy. The same applies to routing and grooving operations. The workpiece surfaces are perfectly protected despite extremely high processing speeds. The possibility to process two workpieces simultaneously leads to extreme efficiency and the varied connection possibilities of the machine provide extreme flexibility. The result: CNC-Xtreme. Finest coordinated technology which can be combined.

YOUR SOLUTION

MORE: [HOMAG.COM](https://www.homag.com)



DRILLTEQ H-600


CONTENTS

- 04 DRILLTEQ H-600 – There's no limit to flexibility
- 06 DRILLTEQ H-600 – 3D-model
- 08 All inclusive – Hardware
- 10 Configuration
- 12 Connection possibilities
- 14 Additional equipment – Options
- 15 tapio
- 16 powerTouch2
- 18 Life Cycle Services
- 19 Technical data

There's no limit to flexibility

UP TO 104 SPINDLES can provide precise processing in any fields of application. Choose from a clever variety of equipments the correct one for your application. And when horizontal drilling is required... no problem for the DRILLTEQ H-600.





LIKE A CHAMELEON...

Never was a processing center more flexible regarding its connection possibilities – whether robot or gantry feeder, right or left hand side, manual or automated

INCREDIBLY FAST...

A travel speed of up to 130 m/min provides a rapid execution of the tasks

EVERYTHING UNDER CONTROL...

Two CNC-controlled clamping devices ensure permanently firm and precise positioning of the workpieces – regardless of the speed

EASY HANDLING...

Even a workpiece thickness of up to 80 mm (2 x 40 mm) is easy to handle

CYCLES ARE PROTECTED...

Thickness control and length measuring ensure safe process cycles

PRECISE IN DEPTH...

The patented spindle clamp ensures an always accurate drilling depth for all drilling

CONSTANTLY AT TOP LEVEL...

The closed straight guiding system is protected against dust and dirt and thus very durable

BEING SMOOTH – ENSURING QUALITY...

The Smooth-Pressure System® provides for a protecting air cushion below the workpiece and thus for a high-quality workpiece handling

Discover the possibilities.

FOR THE ORIENTATION IN THE MACHINE LOGIC OF THIS SERIES, the DRILLTEQ H-600 with pre-positioning unit is exemplified here as 3D-model.



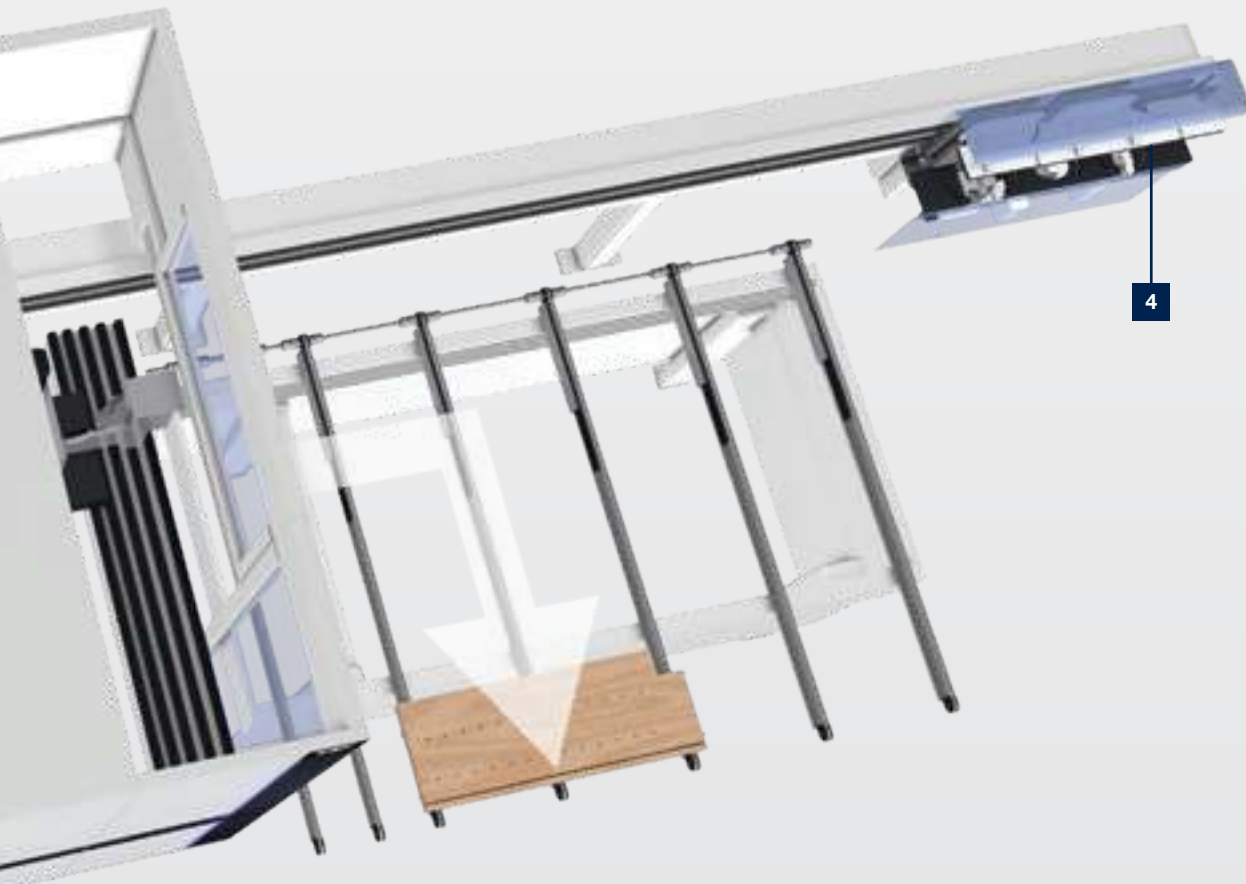
Pre-positioning (optional)

- Fast and easy automation of the process chain
- Easy handling by fence guidance
- Safe positioning by clamping cylinder




CNC-controlled clamping system

- Quick and precise – no setting times
- Integrated measuring system for workpiece length
- Integrated control system for workpiece thickness
- Workpiece thickness up to 80 mm (2 x 40 mm)



Doweling aggregates (optional)

- High flexibility even with low batch sizes
- Each one dowel inserting tool at the left and right hand side of the aggregate




Aggregate for processing of 6th side (optional)

- Complete processing of the workpiece
- Routing aggregate with 2 spindles **(A)**
- Corner notching saw (0° / 90° / 180°) **(B)**
- Drilling aggregate with 3 spindles **(C)**



All inclusive – Hardware

THE STANDARDS IN THE HARDWARE OF THE DRILLTEQ H-600 leads this machine to a premium level with regard to quality assurance, flexibility and performance. Even at highest speeds precision and repeat accuracy are guaranteed for all operations.



CNC-controlled clamping system

- Quick and precise – no setting times
- Integrated measuring system for workpiece length
- Integrated control system for workpiece thickness
- Workpiece thickness up to 80 mm (2 x 40 mm)



Divided table

- The front part of the table can be moved upwards and downwards for easy processing at the zero line



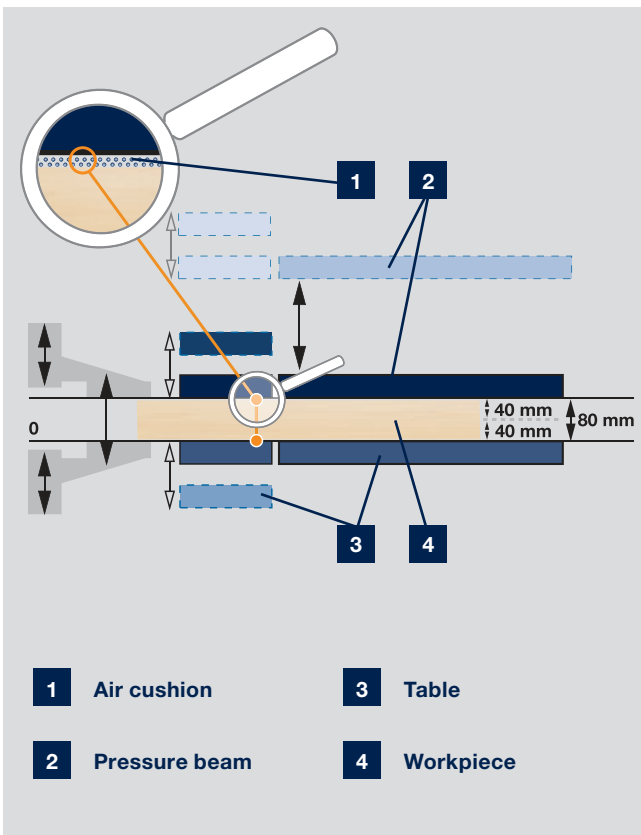
TBO-System®

- Clamping device opens at top and at bottom – no contact with the workpiece
- No friction points




„The simple way“

- As required, the operator gets fast and easy access to the processing aggregates
- Cleaning and maintenance tasks are easier to handle



Smooth-Pressure System®

- Pressure beam and table create a small, but very solid air cushion
- Optimal and smooth feeding of workpieces
- Controlled air consumption

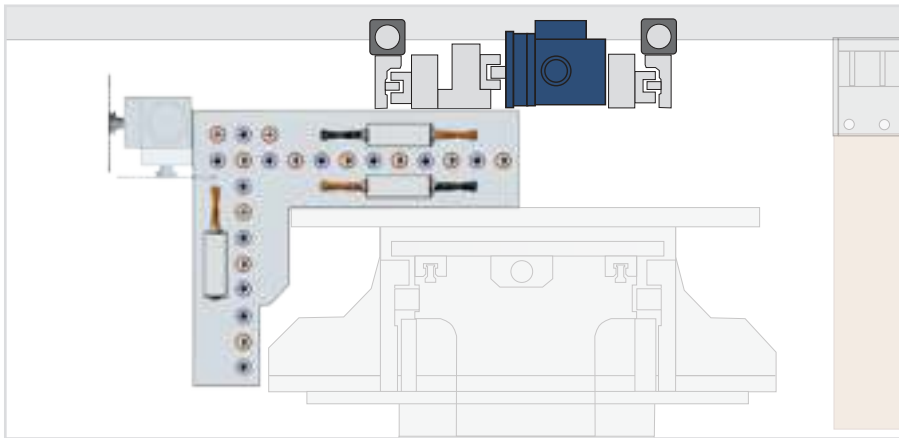


Automatic spindle clamping

- Patented system
- Always exactly the same drilling depth – irrespective of materials
- Constant quality by high repeat accuracy

Configuration and equipment

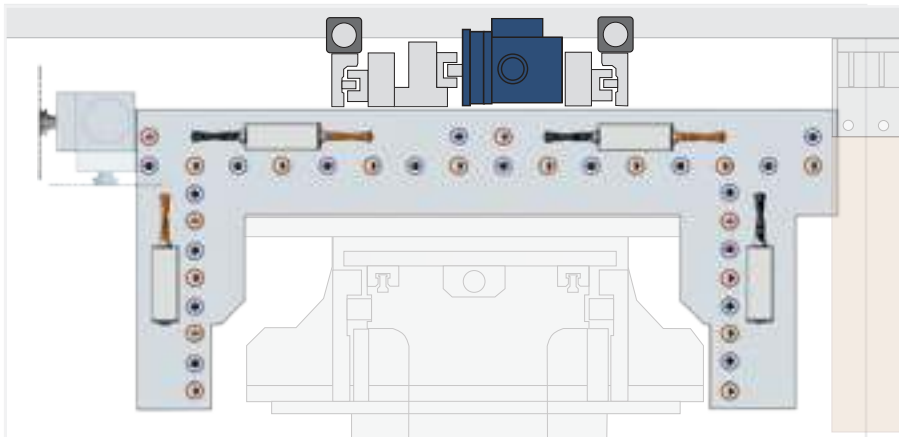
CLOSE TO PERFECTION! The configuration variety of the drilling equipment for the DRILLTEQ H-600 provides all possibilities regarding your requirements.



56

Configuration 0026 | 23-spindles

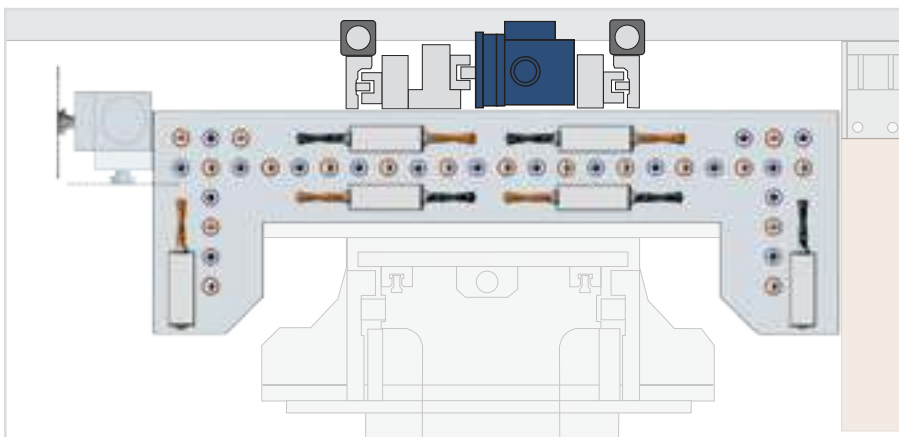
- 2 x 23 vertical drilling spindles
- 2 x 4 horizontal drilling spindles in X
- 2 x 1 horizontal drilling spindle in Y
- 2 x swivelling grooving saw (90°)
- 2 x 6 kW ETP routing spindle



84

Configuration 0037 | 36-spindles

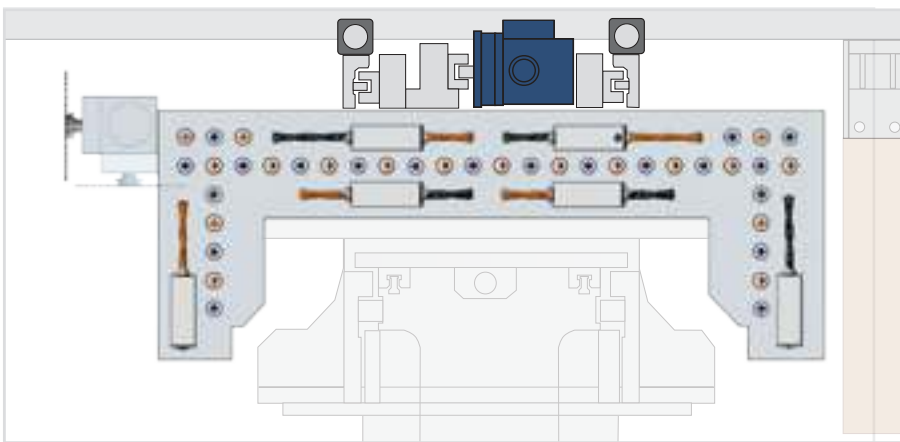
- 2 x 36 vertical drilling spindles
- 2 x 4 horizontal drilling spindles in X
- 2 x 2 horizontal drilling spindles in Y
- 2 x swivelling grooving saw (90°)
- 2 x 6 kW ETP routing spindle



92

Configuration 0025 | 36-spindles

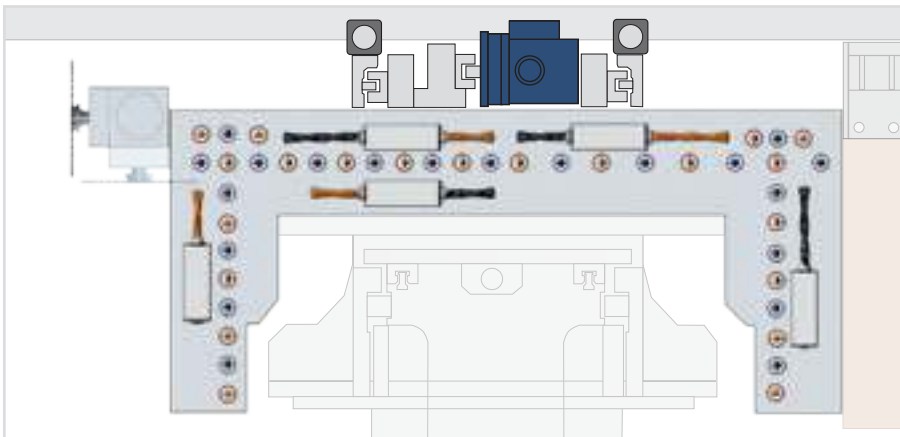
- 2 x 36 vertical drilling spindles
- 2 x 8 horizontal drilling spindles in X
- 2 x 2 horizontal drilling spindles in Y
- 2 x swivelling grooving saw (90°)
- 2 x 6 kW ETP routing spindle



96

Configuration 0034 | 38-spindles

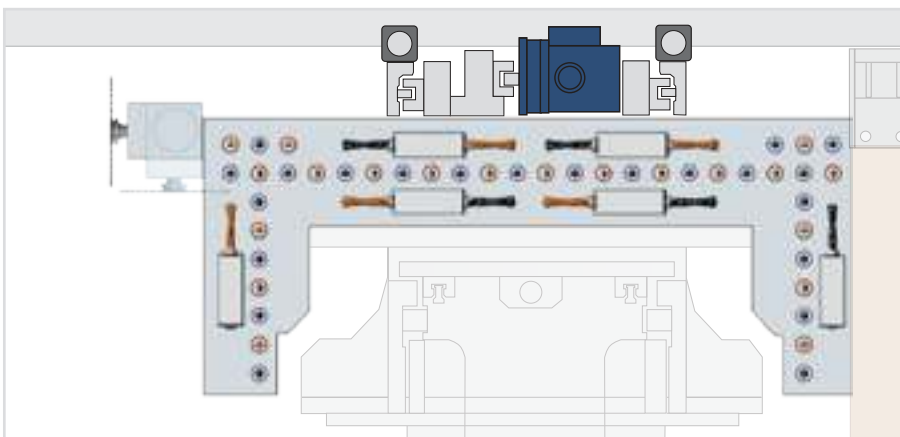
- 2 x 38 vertical drilling spindles
- 2 x 8 horizontal drilling spindles in X
- 2 x 2 horizontal drilling spindles in Y
- 2 x swivelling grooving saw (90°)
- 2 x 6 kW ETP routing spindle



98

Configuration 0032 | 41-spindles

- 2 x 41 vertical drilling spindles
- 2 x 6 horizontal drilling spindles in X
- 2 x 2 horizontal drilling spindles in Y
- 2 x swivelling grooving saw (90°)
- 2 x 6 kW ETP routing spindle



104


Configuration 0033 | 42-spindles

- 2 x 42 vertical drilling spindles
- 2 x 8 horizontal drilling spindles in X
- 2 x 2 horizontal drilling spindles in Y
- 2 x swivelling grooving saw (90°)
- 2 x 6 kW ETP routing spindle

Discover the connection possibilities – at least one is for you...

LIKE A CHAMELEON THE DRILLTEQ H-600 HARMONICALLY ADJUSTS TO THE ENVIRONMENT. Here is an excerpt of our most established versions from a range of connection possibilities. All possibilities from manual feeding up to fully-automatic processes are provided.






Example A



Example B



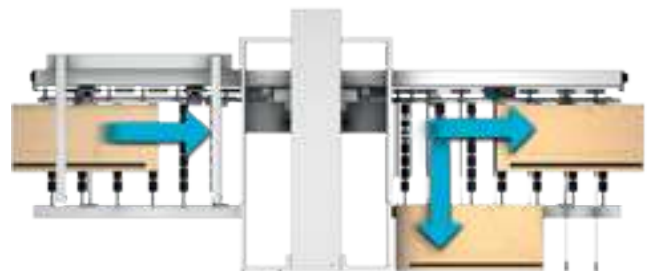
Example C



Example D



Example E



Example F

Additional equipment – Options

WITH THIS ADDITIONAL EQUIPMENT you can further optimise and automate your machine...



Pre-positioning

- Fast and easy automation of the process chain
- Easy handling by fence guidance
- Safe positioning by clamping cylinder



Horizontal special buffer system

- For manual feeding and removal of workpieces
- Higher buffer capacity on relatively small base area



Barcode connection

- Barcodescanner / -software
- Supported barcodes: 1D – Barcode | 2D – Data Matrix Code
- Every workpiece is exactly identified for the further workpiece flow



Air-conditioning

- Air-conditioned switch cabinet
- Provides permanently solid temperatures even under challenging climatic conditions – continuous system protection

Apps that make working life easier.

tapio
Partner

DataSave


- Protects machine and configuration expertise
- Faster service for machine breakdowns
- Saves time when restarting production
- Saves on maintenance costs
- Automatic backups of several machines

ServiceBoard

- Create service cases quickly and easily and send them to the correct service partner
- Live video diagnostics to solve service cases with image support
- Video reduces the language and distance barriers
- Also works without a machine connection to tapio (and is therefore ideal for older machines)

MachineBoard

- Push notifications
- Machine data and status can be viewed from anywhere in real time
- Lists of errors, warnings, maintenance tasks and actions
- Displays the remaining time until the next intervention by the machine operator

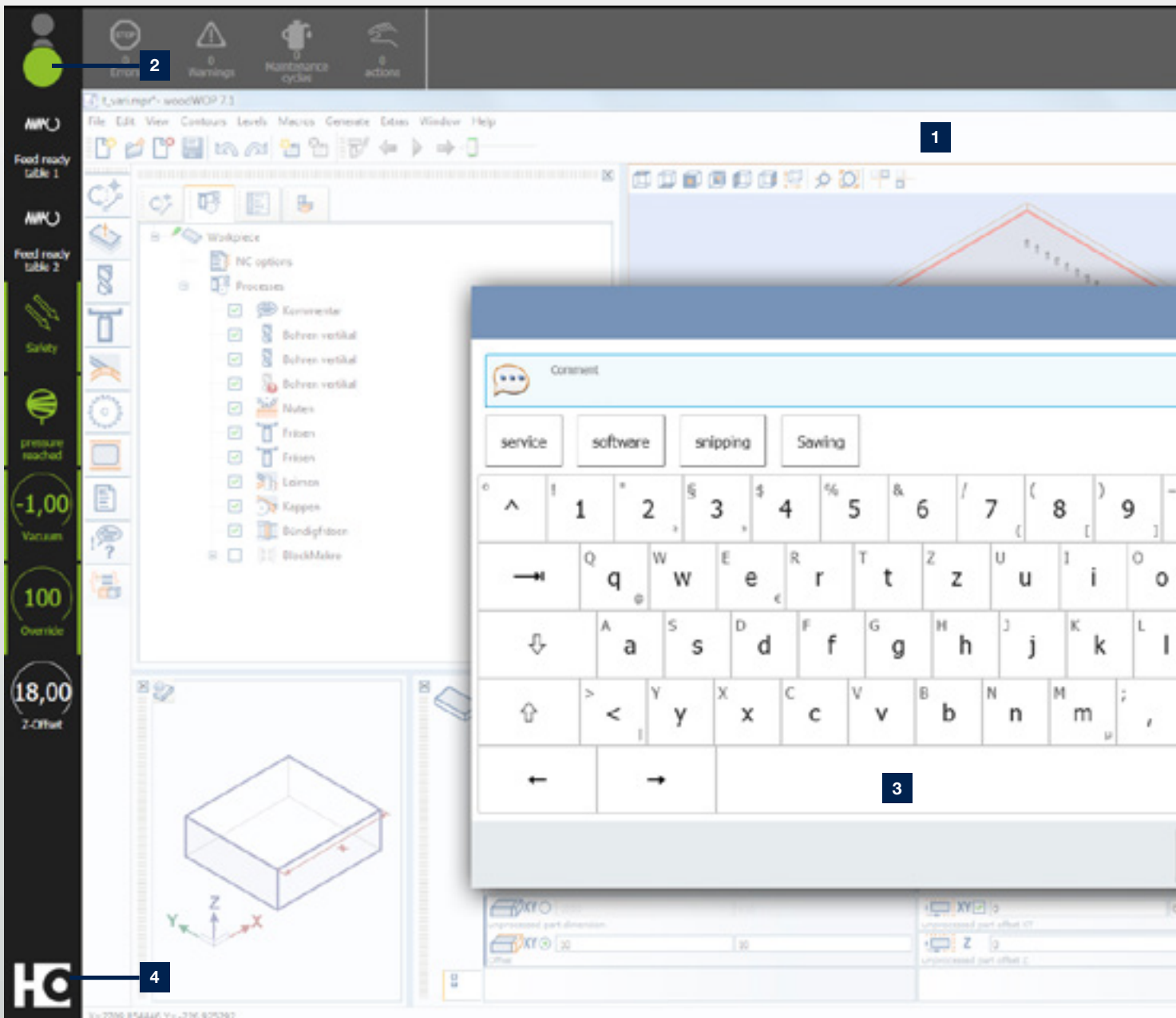


Free demo for all tapio apps, no registration required. Simply download and test.

tapio is the open wood industry ecosystem

This means that everyone involved in the wood industry can participate.
Because together with our business partners, we develop digital solutions for everyone.

This means that everyone involved in the wood industry can participate.
Because together with our business partners, we develop digital solutions for everyone.

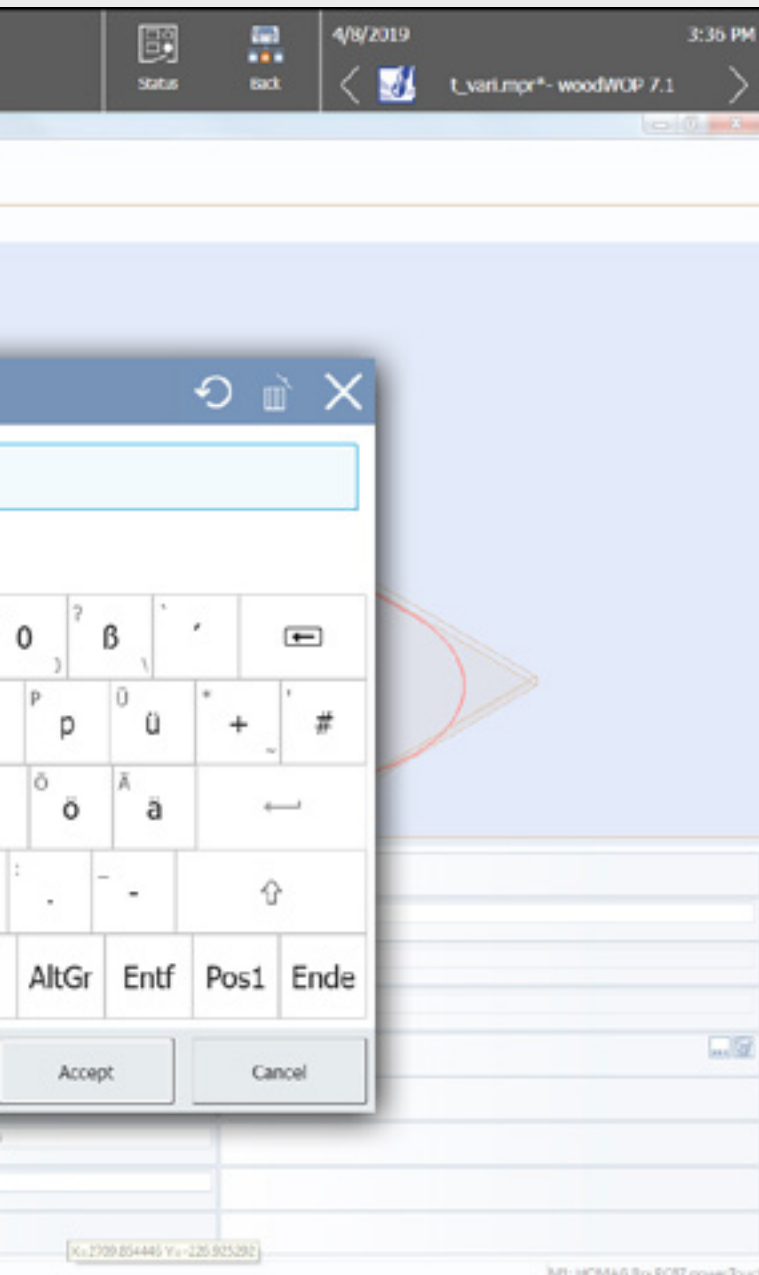


1 The powerTouch2 screen is clearly structured. You can see all the important information at a glance, but you still have all the details.

3 A functional pop-up keyboard that can be kept open, including automatic word completion for faster entries (when you enter the first letters, frequently used applications are proposed and you can select them directly).

2 We have also improved the traffic light dialog further. You can now directly influence the machine's production readiness by selecting actions via the traffic light icon.

4 Enhanced "Start" menu with additional information displayed (e.g. an indication of how many messages are currently pending or status bars that show the progress of the application) and direct access to actions (e.g. confirmation of actions without having to jump to the application).



The next generation of powerTouch: **powerTouch2**

Faster, more comfortable, clearer: Enjoy the benefits of our further improved powerTouch user interface. We have optimized our standardized operating concept and further adapted it to our customers' requirements. Controlling your HOMAG machines is now even faster and more intuitive. The new, modern design has a clear structure. The innovative touch operation allows you to achieve the desired result easily and comfortably.

With the new powerTouch generation, you can enter information at your machine even more quickly. Compared to the previous version, you can achieve a time saving of up to 30%. This is possible thanks to new features, such as automatic word completion, a pop-up keyboard that can be kept open and Windows-like functions, such as the selection of common actions directly via the start button.

Our successful powerTouch philosophy – **standardized, simple, ergonomic, evolutionary** – consistently further developed



- THE HIGHLIGHTS AT A GLANCE:**
- Direct and efficient operation, up to 30% faster
 - Clearer and more informative thanks to additional information and live illustrations instead of program icons
 - New applications for operating and controlling machines and systems (e.g. NCCenter in the PC87 control system on CNC machines or woodCommander 4 on throughfeed machines)
 - Fresh, attractive design, based on the new HOMAG machine design

For you more than...

1,350

service employees worldwide

90 %

less on-site service thanks to
successful remote diagnosis

5,000

customer training sessions per / year


150,000

machines, all electronically documented
in 28 different languages – in eParts

HC LIFE CYCLE SERVICES

Optimal service and individual consultations are included in the purchase of our machines. We provide support through service innovations and products that are tailored exactly to your company's requirements. With short response times

and fast customer solutions, we can guarantee excellent availability and cost-effective production for the entire life cycle of your machine.



REMOTE SERVICE

- Hotline support via remote diagnosis by our trained experts regarding control, mechanics and process technology. Thus, more than 90 % less on-site service required and consequently a faster solution for you!
- The ServiceBoard App helps to solve tasks in a fast, simple and concrete way. This is achieved by mobile live video diagnosis, automatic sending of service requests or the online spare parts catalog eParts.



SPARE PARTS SERVICE

- High spare parts availability and fast delivery.
- Ensuring quality by predefined spare parts and wear parts kits, comprising original spare parts.
- Identify and inquire for spare parts online under www.eParts.de 24/7, or buy even faster and more comfortably in the new HOMAG Webshop eCommerce.



FIELD SERVICE

- Increased machine availability and product quality by certified service staff.
- Regular checks through maintenance / inspection guarantee the highest quality of your products.
- We offer you the highest availability of technicians in order to reduce downtimes in case of unpredictable troubles.

Technical data



* Position of switch cabinet freely selectable
 Dimensions in mm

SETTING UP DIMENSIONS		DRILLTEQ H-600	DRILLTEQ H-600 + FUNCTION DOWELING	DRILLTEQ H-600 + FUNCTION 6TH SIDE	DRILLTEQ H-600 + FUNCTION 6TH SIDE + FUNCTION DOWELING
L	mm / inch	7,350 / 289.4	8,060 / 317.3	9,300 / 366.1	9,390 / 369.7
W	mm / inch	3,850 / 151.6	4,750 / 187	3,850 / 151.6	4,750 / 187
H1	mm / inch	2,120 / 83.5	2,120 / 83.5	2,120 / 83.5	2,120 / 83.5
H2	mm / inch	2,800 / 110.2	2,800 / 110.2	2,800 / 110.2	2,800 / 110.2
S	mm / inch	1,000 x 800 / 39.4 x 31.5	1,000 x 800 / 39.4 x 31.5	2,000 x 600 / 78.7 x 23.6	2,000 x 600 / 78.7 x 23.6

TECHNICAL DATA		DRILLTEQ H-600	DRILLTEQ H-600 + FUNCTION DOWELING	DRILLTEQ H-600 + FUNCTION 6TH SIDE	DRILLTEQ H-600 + FUNCTION 6TH SIDE + FUNCTION DOWELING
Workpiece feeding dimensions	mm	2,500 x 1,300	2,500 x 1,300	2,500 x 1,300	2,500 x 1,300
Workpiece dimensions	mm	2,500 x 1,000	2,500 x 1,000	2,500 x 1,000	2,500 x 1,000
Travel range of the X - Y - Z-axis	m/min	138 - 80 - 50	138 - 80 - 50	138 - 80 - 50	138 - 80 - 50
Compressed air connection	inch	1	1x1 + 1x½	1	1x1 + 1x½
Compressed air required	bar	7	7	7	7
Dust extraction port	mm	2x Ø 280	2x Ø 280	2x Ø 280 1x Ø 160	2x Ø 280 1x Ø 160
Dust extraction volume	m³/h	min. 2x 4,450	min. 2x 4,450	min. 2x 4,450	min. 2x 4,450
Electrical power – total connection load	kW	19,5	19,5	23,5	23,5
Maschinengesamtgewicht	kg	approx. 5,500	approx. 5,700	approx. 6,000	approx. 6,200

HOMAG Group AG

info@homag.com

www.homag.com



YOUR SOLUTION