

# More output without waiting Times.

**HE HOMAG**

**Robotics**  
SORTBOT

**YOUR SOLUTION**





## Robotic sorting cell - Direct access to each workpiece - fully automatic

Robots ensure product quality and improve workplace conditions. As reliable solution for buffering, decoupling, and sorting, robots enhance production performance and increase yield.

### YOUR SOLUTION


[MORE: HOMAG.COM](https://www.homag.com)



SORTBOT

### CONTENT

- 04 More Output without Waiting Times
- 06 Technical data




## Direct access to each workpiece - fully automatic.

Robots are the crucial key to higher productivity and more efficiency. They improve the quality of the products and reduce the use of expensive material and scarce energy resources. The keyword is „direct access to each workpiece, and that fully automated“.

With a robot as central element, the sorting cell can create a maximum storage volume in smallest space. The robot sorts the workpieces flexibly into the different compartments, and thus enables a variable access to parts for the whole production.

„In principle, every customer has to sort his workpieces. By using the cell he can do that automatically and feed workpieces in optimum order to his material flow. Or he will use the cell as central workpiece storage out of which panels are fed to the individual processing stations.“

Christian Heißler - Technology consultant, HOMAG Group



### Reliable Workpiece Flow - Robotics Solution by HOMAG

High repeat accuracy and availability makes a robot the central element of a sorting cell and enables production processes able to schedule.

- **Maximum transparency** due to monitoring the precise position of each workpiece
- **Optimum material flow** thanks to free determinable storing and removal strategy
- Direct access to each workpiece enables **high system speed**
- Flexible component arrangement offers **variable storing capacity**
- **Energy saving handling** by means of gentle gripping technology

[MORE: HOMAG.COM](https://www.homag.com)



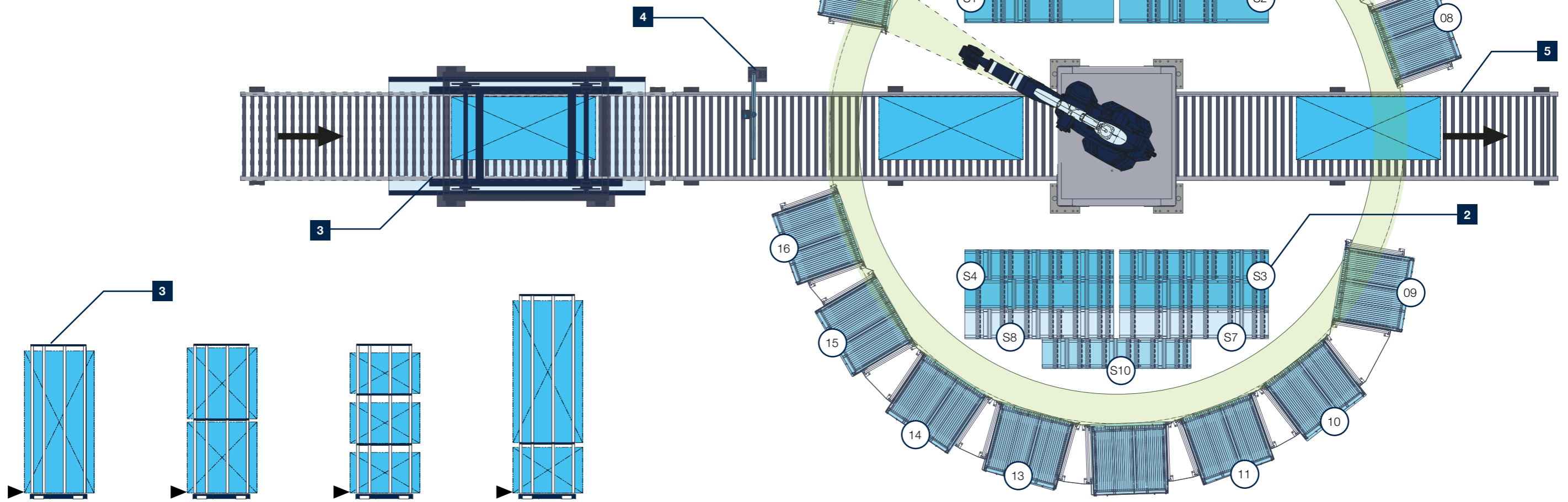
SORTBOT

SHELF TYPE A - TYPE H, SPACES 1 - 16											
Shelf	Levels	Sheds	Workpiece dimensions			Shelf	Levels	Sheds	Workpiece dimensions		
			length (mm)	width (mm)	thickness (mm)				length (mm)	width (mm)	thickness (mm)
Type A	1	1 x 16	240 - 2,800	240 - 1,000	16 - 19	Type E	1	1 x 14	240 - 2,800	240 - 1,000	19 - 25
Type B	2	2 x 16	240 - 1,400	240 - 1,000	16 - 19	Type F	2	2 x 14	240 - 1,400	240 - 1,000	19 - 25
Type C	3	3 x 16	240 - 800	240 - 1,000	16 - 19	Type G	3	3 x 14	240 - 800	240 - 1,000	19 - 25
Type D	2	1 x 16 1 x 16	240 - 900 240 - 2,800	240 - 1,000	16 - 19	Type H	2	2 x 14	240 - 900 240 - 2,800	240 - 1,000	19 - 25

SHELF TYPE FOR NARROW PARTS, TYPE I - TYPE N, SPACES FOR NARROW PARTS											
Shelf	Levels	Sheds	Workpiece dimensions			Shelf	Levels	Sheds	Workpiece dimensions		
			length (mm)	width (mm)	thickness (mm)				length (mm)	width (mm)	thickness (mm)
Type I	1	1 x 15	240 - 600	100 - 240	16 - 19	Type L	1	1 x 15	240 - 600	100 - 240	19 - 25
Type J	1	1 x 10	240 - 950	100 - 240	16 - 19	Type M	1	1 x 10	240 - 950	100 - 240	19 - 25
Type K	1	1 x 11	240 - 1,600	100 - 240	16 - 19	Type N	1	1 x 11	240 - 1,600	100 - 240	19 - 25

Combinations shelf type for narrow parts, type I - type N								
	Variant 1	Variant 2	Variant 3	Variant 4	Variant 5	Variant 6	Variant 7	Variant 8
Space S1 - S4	1 x Type K	2 x Type I	2 x Type J	1 x Type N	2 x Type L	2 x Type M	1 x Type I + 1 x Type J	1 x Type L + 1 x Type M
Space S5 - S10	1 x Type I	1 x Type J	1 x Type L	1 x Type M				

- 1 Shelves**
  - Up to 16 shelves in a circle arrangement possible
- 2 Shelf for narrow parts (optional)**
  - Shelf combinations S1 - S10 to pick up narrow parts up to a width of 240 mm (optionally)
- 3 Infeed transport**
  - Chain lift magazine (optionally)
- 4 Workpiece measurement**
  - Bar code reader (optionally)
- 5 Outfeed transport**
- 6 Shelf types**



## **HOMAG Group AG**

info@homag.com

www.homag.com



## **YOUR SOLUTION**